

IMPORTANT INFORMATION: This is marketing communication. The report should not be perceived as a recommendation to buy or sell fund units. Prior to subscription, we encourage you to read the fund's prospectus and key investor information document which are available at www.skagenfunds.com, from our local representatives and from our distributors.

Performance Commentary

Emerging market equities had a strong start to 2023, outperforming developed markets helped by the reopening in China combined with a weakening dollar. The fund continued to outperform the MSCI EM index in January, in a market environment which is now more conducive to active stock-picking. Growth in China's economic activity is anticipated as Covid restrictions end, while signs that the government's heavy-handed regulation has peaked supported our internet and tech-related names. Alibaba was supported by official recognition of antitrust rectification and a recent approval of Ant Consumer Finance's capital expansion. Prosus and Naspers continued their extensive share buybacks while gradually selling down in Tencent. Ping An sentiment was also helped by a relaxation in the Chinese property market. CNOOC's strategy preview was solid, emphasising an attractive valuation. The perception of improved fundamentals has already positively affected equity valuations in China, and we are therefore gradually repositioning the portfolio towards the next undervalued stories. We recently visited our Brazilian holdings including Raizen, a bioenergy company, which was a detractor for the month on uncertainty regarding Lula's agenda. Despite a strong start to the year, the portfolio is full of attractively valued companies trading at an aggregated 0.8x P/B which is half the price of the MSCI EM index.

Historical performance (net of fees)

Period	SKAGEN Kon-Tiki B Benchmark index	
Last month	7.3%	5.4%
Year to date	7.3%	5.4%
Last 12 months	-0.5%	-4.2%
Last 3 years	5.3%	3.7%
Last 5 years	0.6%	1.3%
Last 10 years	3.7%	4.7%
Since start	12.2%	8.6%

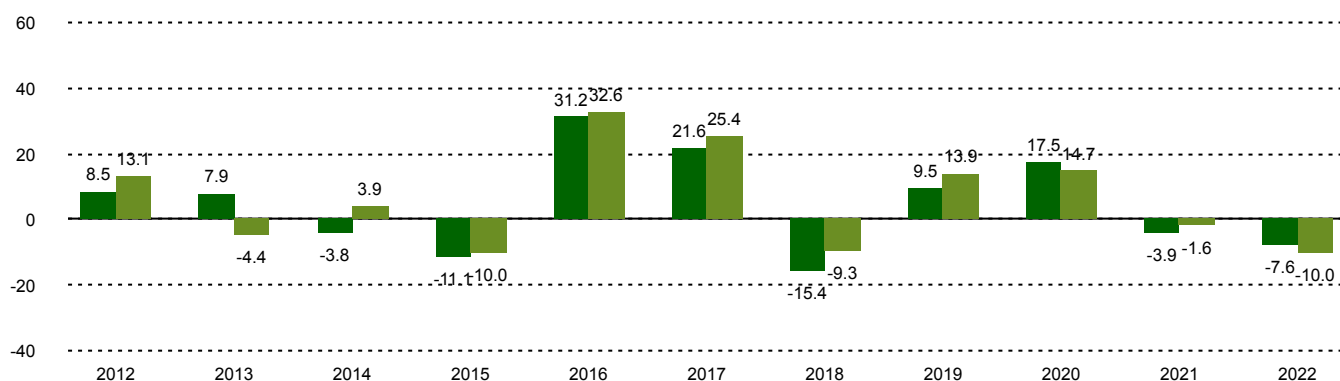
The fund selects low-priced, high-quality companies, mainly in emerging economies. The objective is to provide the best possible risk adjusted return. The fund is suitable for those with at least a five year investment horizon. Subscriptions are made in fund units and not directly in stocks or other securities. The fund has risk profile 6. The benchmark reflects the fund's investment mandate. Since the fund is actively managed, the portfolio will deviate from the composition of the benchmark.

Fund Facts

Type	Equity
Domicile	Norway
Launch date	01.01.2014
Morningstar category	Global Emerging Markets Equity
ISIN	NO0010679038
NAV	87.64 GBP
Fixed management fee	1.50% + performance fee*
Total expense ratio (2021)	1.22%
Benchmark index	MSCI EM NR USD
AUM (mill.)	1214.74 GBP
Number of holdings	49
Portfolio manager	Fredrik Bjelland Cathrine Gether

*10.00% performance fee calculated daily and charged annually if the fund's value development is better than the benchmark. The total management fee charged represents a maximum of 4.00% p.a. and a minimum of 1.00% p.a. The performance fee may be charged even if the fund's units have depreciated in value if the value development is better than the benchmark.

Performance last ten years



■ SKAGEN Kon-Tiki B ■ MSCI EM NR USD The benchmark is MSCI EM Index. This index did not exist at the fund's inception, consequently the benchmark prior to 1/1/2004 was MSCI World AC Index. This is not reflected in the graph above which shows MSCI EM Index since the fund's inception.

Historical returns are no guarantee for future returns. Future returns will depend, inter alia, on market developments, the fund manager's skill, the fund's risk profile and management fees. The return may become negative as a result of negative price developments. There is a risk associated with investing in the fund due to market movements, currency developments, interest rate levels, economic, sector and company-specific conditions.

Contributors in the month



Largest contributors

Holding	Weight (%)	Contribution (%)
Ping An Insurance Group	7.55	1.21
Alibaba Group Holding	4.65	1.16
CNOOC Ltd	5.54	0.79
Samsung Electronics Co	5.86	0.78
Prosus NV	3.79	0.67



Largest detractors

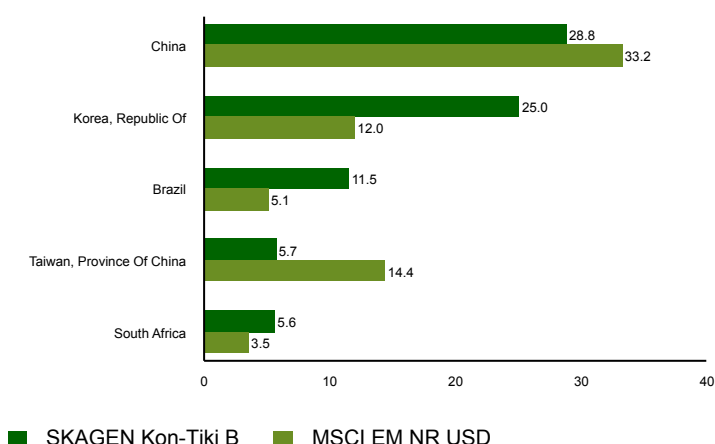
Holding	Weight (%)	Contribution (%)
Raizen SA	1.34	-0.12
GCB Bank Plc	0.33	-0.05
KB Financial Group Inc	0.72	-0.03
Media Nusantara Citra	1.17	-0.01
Samyang Packaging Corp	0.66	0.02

Weights shown are the average for the period. Absolute contribution based on NOK returns at fund level.

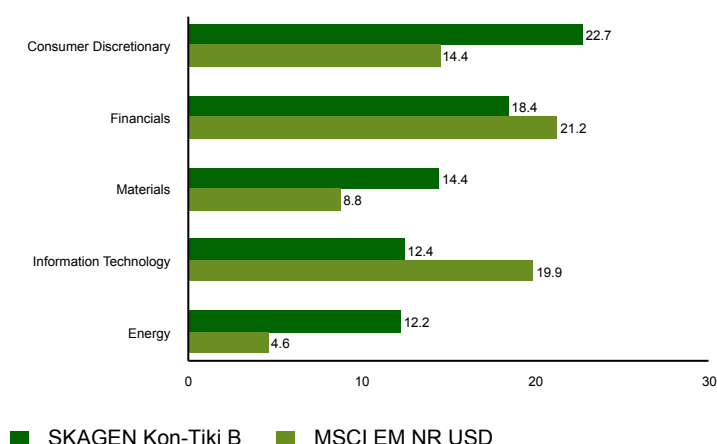
Top ten investments

Holding	Sector	Country	%
Ping An Insurance Group Co of China Ltd	Financials	China	7.4
Cnooc Ltd	Energy	China	6.4
Samsung Electronics Co Ltd	Information Technology	Korea, Republic Of	5.4
LG Electronics Inc	Consumer Discretionary	Korea, Republic Of	5.3
Alibaba Group Holding Ltd	Consumer Discretionary	China	4.2
Prosus NV	Consumer Discretionary	China	3.6
Hyundai Motor Co	Consumer Discretionary	Korea, Republic Of	3.5
UPL Ltd	Materials	India	3.4
Taiwan Semiconductor Manufacturing Co Ltd	Information Technology	Taiwan, Province Of China	3.2
Suzano SA	Materials	Brazil	3.1
Combined weight of top 10 holdings			45.5

Country exposure (top five)



Sector exposure (top five)



Important information

This report is intended for investment professionals only. All information is based on the most up-to-date data available. Unless otherwise stated, performance data relates to class A units and is net of fees. AUM data as per the end of the previous month. Except otherwise stated, the source of all information is SKAGEN AS. SKAGEN AS does not assume responsibility for direct or indirect loss or expenses incurred through use or understanding of this report. Employees of SKAGEN AS may be owners of securities issued by companies that are either referred to in this report or are part of a fund's portfolio. Issued in the UK by SKAGEN AS. Authorised by Finansstilsynet and subject to limited regulation by the Financial Conduct Authority. Details about the extent of our authorisation and regulation by the Financial Conduct Authority are available from us on request.



0207 408 2500



contact@skagenfunds.co.uk



SKAGEN AS, 15 Stratton Street,
London W1J 8LQ