

## A challenging and unprecedented year for real estate

The year ended with the pandemic continuing to exert its unprecedented influence across global real estate markets. The pandemic has accelerated a number of trends that were largely in motion already, widening the gap between real estate winners and losers.

Real estate in all markets significantly underperformed the broader equity market in 2020, but positive coronavirus-vaccine news fuelled a rally that may persist in 2021. The optimism also drove the rotation from the corona winners to the loser segments, narrowing the gap in valuations. While the pandemic's net impact on the top line (i.e. rent) may be downward, it also reinforces the environment of secular stagnation, as inflation remains absent despite renewed optimism. For structurally supported sectors, real estate's income profile should continue to look attractive. In a world of continued low rates and a scramble for yield, quality real estate with good tenant covenant has remained well bid, supporting cap rates, asset prices and therefore NAVs. Hence, despite the pandemic's impact, the stock reaction is more contained, at least at a global level. However, if growth and inflation should improve, this will drive demand and therefore be supportive for real estate stocks.

SKAGEN m2 had a strong quarter both in absolute and relative terms. The fund ended the year slightly behind benchmark for the first time in five years as we, like most investors, did not anticipate the fast recovery in March. As for our company selection, we continue to focus on the long term and hopefully the picture will be brighter than last year.

### An active year

During the year the fund entered 13 new positions and sold out of 16. In

December, we bought the US-based cold storage operator Americold. The company operates within the fast-growing food infrastructure supply chain, with strategically located temperature-controlled warehouses in many global geographies. We also initiated a small position in the Chinese company 21 Vianet Group, one of the leading carrier-neutral internet data centre service providers in China with strong demand driven by digitalisation and the prioritised "new infrastructure" initiative from the government. We initiated a small position in China Resources and Land to benefit from the strong Chinese post-pandemic consumer recovery. We also bought back into the US office operator Columbia Property Trust, which we had exited in the first quarter.

The best contributor was the German office and hotel operator Aroundtown, which rebounded strongly on vaccine news. The company struggled with lockdowns in all its markets during the year but was supported by a huge share buyback programme. The Norwegian office operator Entra was a strong performer after receiving multiple bids from Swedish admirers. We exited the position at good levels to recycle the money into other ideas. The Austrian office operator CA Immo also rebounded on the vaccine news. All three names were trading at deep discounts entering the quarter.

The worst contributors in the period were mainly names within the pandemic resilient subsegments, such as the data centre operator Equinix and self-storage company Shurgard. There were no company-specific reasons, rather they were sold down by investors recycling money into stocks within long-suffering sectors like office, malls and hotel names.




Foto: Unsplash



Foto: Unsplash

### Outlook

SKAGEN m2 will continue to focus on stocks with sustainable growth and long-term undisrupted value stocks, rather than disrupted value stocks. Valuation multiples are relatively attractive after the decline in 2020 as most multiples have not increased along with the broader equity markets. Earnings and dividend yield spreads continue to be wide in relation to bond yields. Sector fundamentals vary greatly but overall earnings have held up better than expected.

Entering next year there are some themes that are worth highlighting. As before, we believe that stock picking is becoming ever more important as the dispersion increases with earnings growth and financial health being important considerations in light of the pandemic. We continue to monitor temporary versus structural changes, the impact of COVID 19 and the more secular trends in the real estate landscape.

### Constantly evolving landscape

We will continue to focus on sustainability issues since these considerations are gaining in importance both in terms of income but also overall as a risk factor. M&A activity will pick up as a result of discounted levels, as listed space valuations have widened from the private market space, and this will push valuations in a positive direction. The single biggest short-term risk for the sector, besides unexpected and fast rising real rates, is still a rapid decline in economic growth or a longer recession. This is not something we anticipate given the huge stimulus measures implemented during the year. The real estate landscape is constantly evolving, more now than ever with changing consumer patterns, rapid technology developments and the declining need for physical workspace. SKAGEN m2 continues to focus on companies that we consider to be resilient in trend-driven subsegments and with good cash flow generation and balance sheet structure. The long-term prospects are positive, given all the economic stimulus and the fact that a continued low interest rate environment is beneficial for real assets. SKAGEN m2 is well positioned for most scenarios thanks to our investment philosophy and disciplined stock selection.

SKAGEN m2 investerer i en aktivt forvaltet og diversifisert portefølje av finansielle instrumenter utstedt av selskaper eller utstedere som har sin virksomhet rettet mot fast eiendom over hele verden. Målet er å gi andelseierne best mulig risikostjert avkastning over tid. Fondet passer for investorer som har minst fem års investeringshorisont.

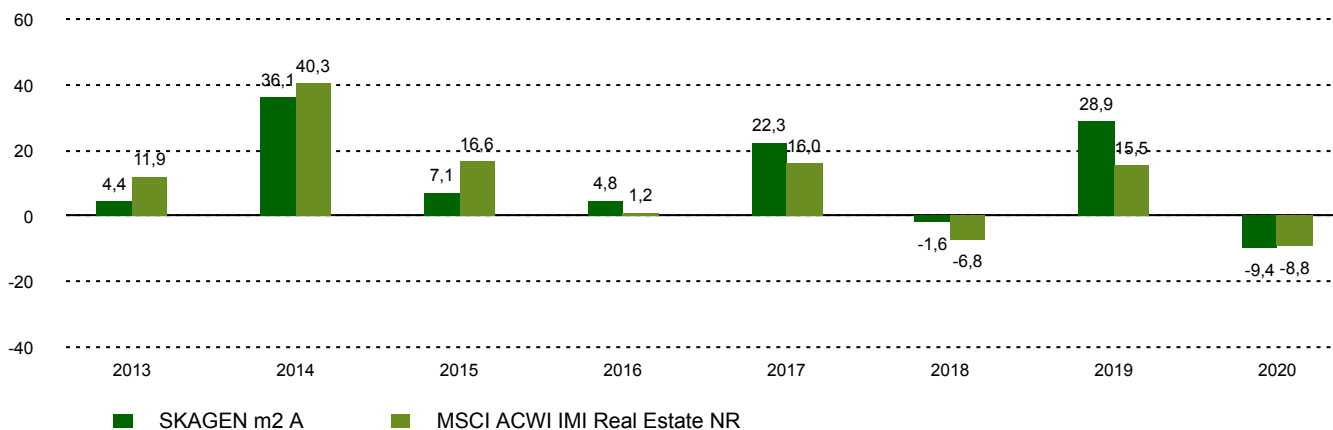
## Historisk avkastning

Periode	SKAGEN m2 A	Referanseindeks
Siste måned	1,3%	-0,5%
Hittil i kvartal	1,7%	0,1%
Hittil i år	-9,4%	-8,8%
Siste år	-9,4%	-8,8%
Siste 3 år	4,7%	-0,6%
Siste 5 år	8,1%	2,9%
Siste 10 år	n/a	n/a
Siden start	10,6%	9,9%

## Fondsfakta

Type	Aksjefond
Domisil	Norge
Start dato	31.10.2012
Morningstarkategori	Eiendom, Indirekte - Global
ISIN	NO0010657356
NAV	227,62 NOK
Årlig forvaltningshonorar	1.50%
Totalkostnad (2019)	2.68%
Referanseindeks	MSCI ACWI IMI Real Estate NR
Forvaltningskapital (mill.)	1690,98 NOK
Antall poster	35
Porteføljeforvalter	Michael Gobitschek

## Avkastning siste 10 år



I perioden 11.07.2017 – 30.09.2019 var referanseindeksen MSCI ACWI Real Estate IMI ex REITS

## Bidragstere i kvartalet



### Største positive bidragstere

Navn	Vekt (%)	Bidrag (%)
Aroundtown SA	3,01	1,00
Entra ASA	1,64	0,90
CA Immobilien Anlagen	4,60	0,78
Adapteo Oyj	3,87	0,63
Self Storage Group ASA	5,40	0,46



### Største negative bidragstere

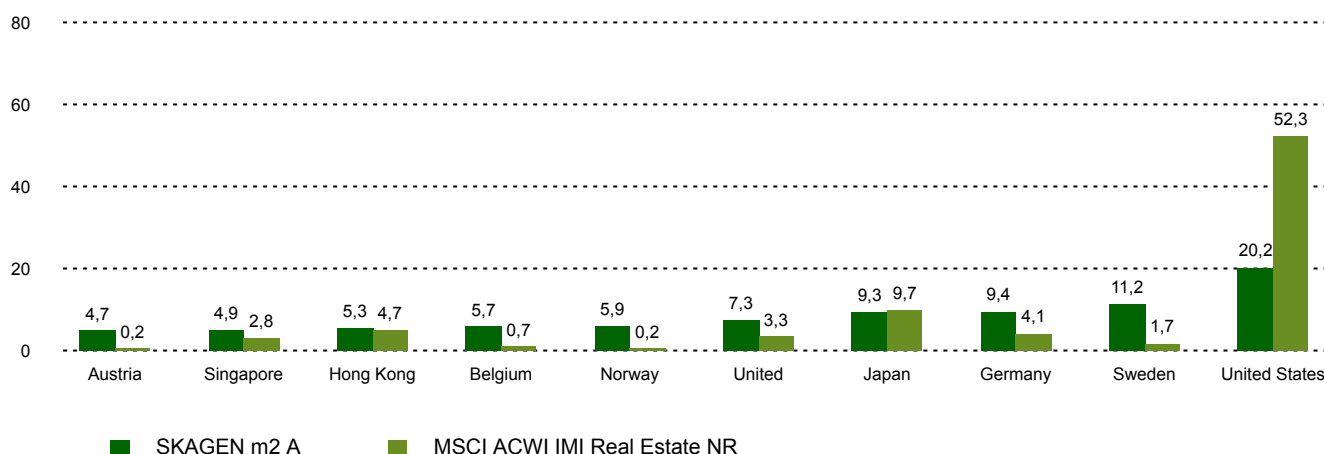
Navn	Vekt (%)	Bidrag (%)
Equinix Inc	3,94	-0,61
Shurgard Self Storage	4,14	-0,38
Kojamo Oyj	4,56	-0,29
John Mattson	2,23	-0,27
Grainger PLC	3,93	-0,26

I NOK for alle andelsklasser

## 10 største investeringer

Navn	Sektor	Land	%
Self Storage Group ASA	Industrials	Norway	5,9
Catena AB	Real Estate	Sweden	4,8
CA Immobilien Anlagen AG	Real Estate	Austria	4,7
Keihanshin Building Co Ltd	Real Estate	Japan	4,4
Adapteo Oyj	Industrials	Sweden	4,4
LEG Immobilien AG	Real Estate	Germany	4,4
KOJAMO OYJ	Real Estate	Finland	4,4
Grainger PLC	Real Estate	United Kingdom	3,9
Shurgard Self Storage SA	Real Estate	Belgium	3,8
Healthcare Trust of America Inc	Real Estate	United States	3,8
Samlet vektning			44,4

## Landeksponering (topp 10)



I perioden 11.07.2017 – 30.09.2019 var referanseindeksen MSCI ACWI Real Estate IMI ex REITS

## Kontakt



+47 51 80 39 00



kundeservice@skagenfondene.no



SKAGEN AS, Postboks 160, 4001 Stavanger

## Viktig informasjon

All informasjon er basert på mest oppdaterte tall tilgjengelig. Med mindre noe annet er opplyst, vil avkastningsdata være relatert til andelsklasse A og vises etter fradrag for honorarer. Forvaltningskapital per utgangen av forrige måned. All informasjon er fremstilt av SKAGEN AS (SKAGEN) med mindre noe annet er opplyst. Alle SKAGENS aksje- og obligasjonsfond har dansk risikomerking gul. Historisk avkastning er ingen garanti for fremtidig avkastning. Fremtidig avkastning vil blant annet avhenge av markedsutviklingen, forvalterens dyktighet, fondets risikoprofil og forvaltningshonorar. Avkastningen kan bli negativ som følge av kurstap. Du kan laste ned mer informasjon fra våre nettsider eller vår lokale representant, herunder tegnings- og innløsningsblanketter, fondsprospekter, nøkkelinformasjon (KIID), forretningsvilkår, årsrapporter og månedlige rapporter. Vurderinger er basert på porteføljeforvalterens syn på et gitt tidspunkt og kan bli endret på ethvert tidspunkt uten nærmere varsel. Rapporten må ikke oppfattes som en anbefaling om å kjøpe eller selge finansielle instrumenter. SKAGEN fraskriver seg ethvert ansvar for direkte- og indirekte tap samt utgifter pådratt i forbindelse med bruk av eller forståelsen av innholdet i rapporten. Ansatte i SKAGEN vil kunne eie finansielle instrumenter utstedt av selskaper som er omtalt i rapporten eller som fondene har i sine porteføljer. Fondets referanseindeks er MSCI ACWI Real Estate IMI ex REITS Net total return index USD. Før 11.07.2017 var det MSCI ACWI Real Estate IMI.